

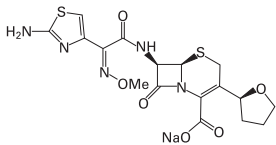
# convenia<sup>®</sup>

## (cefovecin sodium)

Antimicrobial for Subcutaneous Injection in Dogs and Cats Only

**CAUTION: Federal (USA) law restricts this drug to use by or on the order of a licensed veterinarian.**  
**DESCRIPTION:** Cefovecin sodium is a semi-synthetic broad-spectrum antibacterial agent from the cephalosporin class of chemotherapeutic agents. Cefovecin is the non-proprietary designation for (6R,7R)-7-[(1Z)-2-amino-4-thiazolyl](methoxyimino)acetyl(aminio)-8-oxo-3-[(2S)-tetrahydro-2-furyl]-5-thia-1-azabicyclo[4.2.0]oct-2-ene-2-carboxylic acid, monosodium salt.

Figure 1: Chemical structure of cefovecin sodium.



Each mL of CONVENIA reconstituted lyophilisate contains cefovecin sodium equivalent to 80 mg cefovecin, methylparaben 1.8 mg (preservative), propylparaben 0.2 mg (preservative), sodium citrate dihydrate 5.8 mg and citric acid monohydrate 0.1 mg, sodium hydroxide or hydrochloric acid as required to adjust pH.

**INDICATIONS:**

**Dogs**  
**CONVENIA is indicated for the treatment of skin infections (secondary superficial pyoderma, abscesses, and wounds)** in dogs caused by susceptible strains of *Staphylococcus intermedius* and *Streptococcus canis* (Group G).

**Cats**  
**CONVENIA is indicated for the treatment of skin infections (wounds and abscesses)** in cats caused by susceptible strains of *Pasteurella multocida*.

**DOSAGE AND ADMINISTRATION:**

**Dogs**  
**CONVENIA should be administered as a single subcutaneous injection of 3.6 mg/lb (8 mg/kg) body weight. A second subcutaneous injection of 3.6 mg/lb (8 mg/kg) may be administered if response to therapy is not complete.** The decision for a second injection for any individual dog should take into consideration such factors as progress toward clinical resolution, the susceptibility of the causative organisms, and the integrity of the dog's host-defense mechanisms. Therapeutic drug concentrations after the first injection are maintained for 7 days for *S. intermedius* infections and for 14 days for *S. canis* (Group G) infections. Maximum treatment should not exceed 2 injections.

**Cats**  
**CONVENIA should be administered as a single, one-time subcutaneous injection at a dose of 3.6 mg/lb (8 mg/kg) body weight.** After an injection of CONVENIA, therapeutic concentrations are maintained for approximately 7 days for *Pasteurella multocida* infections.

**General Dosing Information:**  
**A sample of the lesion should be obtained for culture and susceptibility testing prior to beginning antimicrobial therapy.** Once results become available, continue with appropriate therapy. If acceptable response to treatment is not observed, or if no improvement is seen within 3 to 4 days, then the diagnosis should be re-evaluated and appropriate alternative therapy considered.

**CONVENIA may persist in the body for up to 65 days.** The effect of remaining concentrations of cefovecin on any subsequent antimicrobial therapies has not been determined. Fluoroquinolone and aminoglycoside antimicrobials have been reported to be compatible with cephalosporin antimicrobial agents.<sup>1,2,3</sup>

Table 1: Dose Table for CONVENIA at 8 mg/kg Body Weight.

Weight of Animal	Volume of CONVENIA (3.6 mg/lb or 0.945 ml/lb)
5 lb	0.23 mL
10 lb	0.45 mL
15 lb	0.67 mL
20 lb	0.90 mL
40 lb	1.80 mL
80 lb	3.60 mL

**PREPARATION OF SOLUTION FOR INJECTION:** To deliver the appropriate dose, aseptically reconstitute CONVENIA with 10 mL sterile water for injection. Shake and allow vial to sit until all material is visually dissolved. The resulting solution contains cefovecin sodium equivalent to 80 mg/mL cefovecin. CONVENIA is light sensitive. The vial should be stored in the original carton and refrigerated when not in use. Use the entire contents of the vial within 56 days of reconstitution.

**CONTRAINDICATIONS:** CONVENIA is contraindicated in dogs and cats with known allergy to cefovecin or to  $\beta$ -lactam (penicillins and cephalosporins) group antimicrobials. **Anaphylaxis has been reported with the use of this product in foreign market experience.** If an allergic reaction or anaphylaxis occurs, CONVENIA should not be administered again and appropriate therapy should be instituted. **Anaphylaxis may require treatment with epinephrine and other emergency measures, including oxygen, intravenous fluids, intravenous antihistamine, corticosteroids, and airway management, as clinically indicated.** Adverse reactions may require prolonged treatment due to the prolonged systemic drug clearance (65 days).

**WARNINGS: Not for use in humans. Keep this and all drugs out of reach of children.** Consult a physician in case of accidental human exposure. For subcutaneous use in dogs and cats only. Antimicrobial drugs, including penicillins and cephalosporins, can cause allergic reactions in sensitized individuals. To minimize the possibility of allergic reactions, those handling such antimicrobials, including cefovecin, are advised to avoid direct contact of the product with the skin and mucous membranes.

**PRECAUTIONS:** Prescribing antibacterial drugs in the absence of a proven or strongly suspected bacterial infection is unlikely to provide benefit to treated animals and may increase the risk of the development of drug-resistant animal pathogens.

The safe use of CONVENIA in dogs or cats less than 4 months of age (see **Animal Safety**) and in breeding or lactating animals has not been determined. Safety has not been established for IM or IV administration. The long-term effects on injection sites have not been determined. CONVENIA is slowly eliminated from the body; approximately 65 days is needed to eliminate 97% of the administered dose from the body. Animals experiencing an adverse reaction may need to be monitored for this duration.

CONVENIA has been shown in an experimental *in vitro* system to result in an increase in free concentrations of carprofen, furosemide, doxycycline, and ketoconazole. Concurrent use of these or other drugs that have a high degree of protein-binding (e.g., NSAIDs, propofol, cardiac, anticonvulsant, and behavioral medications) may compete with cefovecin-binding and cause adverse reactions.

Positive direct Coombs' test results and false positive reactions for glucose in the urine have been reported during treatment with some cephalosporin antimicrobials. Cephalosporin antimicrobials may also cause falsely elevated urine protein determinations. Some antimicrobials, including cephalosporins, can cause lowered albumin values due to interference with certain testing methods.

Occasionally, cephalosporins and NSAIDs have been associated with myelotoxicity, thereby creating a risk of thrombocytopenia. Other hematologic reactions seen with cephalosporins include neutropenia, anemia, hypochromemia, thrombocytopenia, prolonged prothrombin time (PT) and partial thromboplastin time (PTT), platelet dysfunction and transient increases in serum aminotransferases.

**ADVERSE REACTIONS:**

**Dogs**  
A total of 320 dogs, ranging in age from 8 weeks to 19 years, were included in a field study safety analysis. Adverse reactions reported in dogs treated with CONVENIA and the active control are summarized in Table 2.

Table 2: Number of Dogs\* with Adverse Reactions Reported During the Field Study with CONVENIA.

Adverse Reaction	CONVENIA (n=157)	Active Control (n=163)
Lethargy	2	7
Anorexia/Decreased Appetite	5	8
Vomiting	6	12
Diarrhea	6	7
Blood in Feces	1	2
Dehydration	0	1
Flatulence	1	0
Increased Borborygmi	1	0

\*Some dogs may have experienced more than one adverse reaction or more than one occurrence of the same adverse reaction during the study.

Mild to moderate elevations in serum  $\gamma$ -glutamyl transferase or serum alanine aminotransferase were noted post-treatment in several of the CONVENIA-treated dogs. No clinical abnormalities were noted with these findings.

One CONVENIA-treated dog in a separate field study experienced diarrhea post-treatment lasting 4 weeks. The diarrhea resolved.

**Cats**

A total of 291 cats, ranging in age from 2.4 months (1 cat) to 21 years, were included in the field study safety analysis. Adverse reactions reported in cats treated with CONVENIA and the active control are summarized in Table 3.

Table 3: Number of Cats\* with Adverse Reactions Reported During the Field Study with CONVENIA.

Adverse Reaction	CONVENIA (n=147)	Active Control (n=144)
Vomiting	10	14
Diarrhea	7	26
Anorexia/Decreased Appetite	6	6
Lethargy	6	6
Hyper/Acting Strange	1	1
Inappropriate Urination	1	0

\*Some cats may have experienced more than one adverse reaction or more than one occurrence of the same adverse reaction during the study.

Four CONVENIA cases had mildly elevated post-study ALT (1 case was elevated pre-study). No clinical abnormalities were noted with these findings.

Twenty-four CONVENIA cases had normal pre-study BUN values and elevated post-study BUN values (37 – 39 mg/dL post-study). There were 6 CONVENIA cases with normal pre- and mildly to moderately elevated post-study creatinine values. Two of these cases also had an elevated post-study BUN. No clinical abnormalities were noted with these findings.

One CONVENIA-treated cat in a separate field study experienced diarrhea post-treatment lasting 42 days. The diarrhea resolved.

**FOREIGN MARKET EXPERIENCE:** The following adverse events were reported voluntarily during post-approval use of the product in dogs and cats in foreign markets: death, tremors/staxia, seizures, anaphylaxis, acute pulmonary edema, facial edema, injection site reactions (ulcers, scabs, necrosis, and erythema), hemolytic anemia, salivation, pruritus, lethargy, vomiting, diarrhea, and inappetence.

For a copy of the Material Safety Data Sheet (MSDS) or to report a suspected adverse reaction call Zoetis Inc. at 1-888-963-8471.

**CLINICAL PHARMACOLOGY:**

**Pharmacokinetics**

Cefovecin is rapidly and completely absorbed following subcutaneous administration. Non-linear (saturable) cefovecin plasma concentrations do not increase proportionally with dose. Cefovecin does not undergo hepatic metabolism and the majority of a dose is excreted unchanged in the urine. Elimination also occurs from excretion of unchanged drug in the bile. Cefovecin is a highly protein-bound molecule in dog plasma (98.5%) and cat plasma (99.8%) and may compete with other highly protein-bound drugs for plasma protein-binding sites that could result in transient, higher free drug concentrations of either compound. Pharmacokinetic parameters following subcutaneous dosing at 8 mg/kg in the dog and cat are summarized in Table 4.

Table 4: Pharmacokinetic Parameters Reflecting Total Drug Concentrations in Plasma (mean  $\pm$  standard deviation or range) Following an 8 mg/kg Intravenous or Subcutaneous Dose of Cefovecin in Dogs and Cats.

PARAMETER	MEAN $\pm$ SD <sup>a</sup> or (Range)	
	Dogs	Cats <sup>b</sup>
Terminal plasma elimination half-life, $T_{1/2}$ (h) <sup>hh</sup>	133 $\pm$ 16	166 $\pm$ 18
$AUC_{0-\infty}$ ( $\mu$ g <hmath>\cdoth/mL)<sup>hh</sup></hmath>	10400 $\pm$ 1900 <sup>h</sup>	22700 $\pm$ 3450
Time of maximum concentration, $T_{max}$ (h) <sup>hh</sup>	6.2 (0.5-12.0)	2.0 (0.5-6.0)
Maximum concentration, $C_{max}$ ( $\mu$ g/mL) <sup>hh</sup>	121 $\pm$ 51	141 $\pm$ 12
$Vd_{ss}$ (L/kg) <sup>**g</sup>	0.122 $\pm$ 0.011	0.090 $\pm$ 0.010
$Cl_{renal}$ (mL/h/kg) <sup>**g</sup>	0.76 $\pm$ 0.13 <sup>g</sup>	0.350 $\pm$ 0.40

<sup>a</sup> SD = standard deviation

<sup>h</sup> = a phase effect was observed, only data for the first phase are provided (n=6); all other data provided are derived from 12 animals

<sup>hh</sup> = SC

<sup>\*\*g</sup> = IV

<sup>g</sup> = arithmetic mean

<sup>g</sup> = harmonic mean

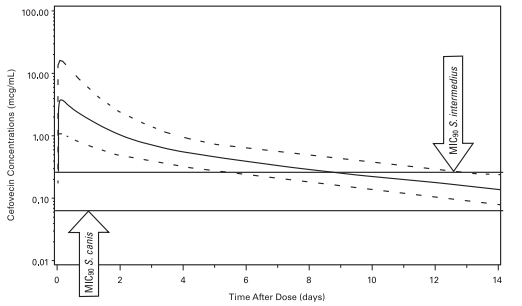
<sup>g</sup> = geometric mean

**Population Pharmacokinetics**

**Dogs**

Cefovecin plasma concentrations in the dog have been characterized by the use of population pharmacokinetic (PPK) data. Plasma cefovecin concentration data were pooled from 7 laboratory pharmacokinetic studies, each involving young, normal healthy Beagle dogs. The final dataset contained 591 concentration records from 39 dogs. The simulations from the model provide the mean population estimate and the 5<sup>th</sup> and 95<sup>th</sup> percentiles of the population estimates of total and free cefovecin concentrations over time. Figure 2 shows the predicted free plasma concentrations following administration of 8 mg/kg body weight to dogs. Based upon these predicted concentrations, 95% of the canine population will have active (free) drug concentrations > the  $MIC_{50}$  of *S. canis* (0.06  $\mu$ g/mL) for approximately 14 days and free concentrations > the  $MIC_{90}$  of *S. intermedius* (0.25  $\mu$ g/mL) for approximately 7 days following a single 8 mg/kg subcutaneous injection of cefovecin. (See **MICROBIOLOGY**.)

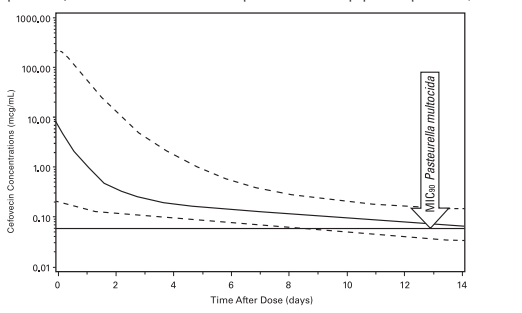
Figure 2: Population Predicted Free Concentration of Cefovecin in Plasma Following a Single Subcutaneous Injection of 8 mg/kg Body Weight in Dogs (solid line is population prediction, dotted lines are the 5<sup>th</sup> and 95<sup>th</sup> percentiles for the population prediction).



**Cats**

Cefovecin plasma concentrations in the cat have been characterized by the use of PPK data. Plasma cefovecin concentration data were pooled from 4 laboratory pharmacokinetic studies. The final dataset contained 338 concentration records from 22 cats. The simulations from the model provide the mean population estimate as well as the 5<sup>th</sup> and 95<sup>th</sup> percentile of the population estimates of total and free cefovecin concentrations over time. Figure 3 displays the predicted free plasma concentrations following administration of 8 mg/kg body weight to cats. Based upon these predicted concentrations, 95% of the feline population will have active (free) drug concentrations > the  $MIC_{50}$  of *Pasteurella multocida* (0.06  $\mu$ g/mL) for approximately 7 days when administered a single 8 mg/kg subcutaneous injection of cefovecin. (See **MICROBIOLOGY**.)

Figure 3: Population Predicted Free Concentration of Cefovecin in Plasma Following a Single Subcutaneous Injection of 8 mg/kg Body Weight in Cats (solid line is population prediction, dotted lines are the 5<sup>th</sup> and 95<sup>th</sup> percentiles for the population prediction).



**MICROBIOLOGY:** CONVENIA is a cephalosporin antibiotic. Like other  $\beta$ -lactam antimicrobials, CONVENIA exerts its inhibitory effect by interfering with bacterial cell wall synthesis. This interference is primarily due to its covalent binding to the penicillin-binding proteins (PBPs) (ie, transpeptidase and carboxypeptidase), which are essential for synthesis of the bacterial cell wall. For *E. coli*, the *in vitro* activity of CONVENIA is comparable to other cephalosporins, but due to the high-affinity protein-binding, the *in vivo* free concentration of cefovecin does not reach the  $MIC_{90}$  for *E. coli* (1.0  $\mu$ g/mL). CONVENIA is not active against *Pseudomonas* spp. or enterococci.

**Dogs**

The minimum inhibitory concentration (MIC) values for cefovecin against label-claim pathogens isolated from skin infections in dogs enrolled in a 2001-2003 field effectiveness study are presented in Table 5. All MICs were determined in accordance with the Clinical and Laboratory Standards Institute (CLSI) standards.

Table 5: Activity of CONVENIA against Pathogens Isolated from Dogs Treated with CONVENIA in Field Studies in the US During 2001-2003.

Disease	Pathogen	Microbiological Treatment Outcome	Number of Isolates	Sample Collection (Time Relative to Treatment)	$MIC_{50}$ $\mu$ g/mL	$MIC_{90}$ $\mu$ g/mL	MIC Range $\mu$ g/mL
Skin Infections	<i>Staphylococcus intermedius</i>	Success	44	Pre-Treatment	0.12	0.25	$\leq$ 0.06 - 2
		Failure	4	Pre-Treatment			0.12 - 2
	<i>Streptococcus canis</i> (Group G)	Success	16	Pre-Treatment	$\leq$ 0.06	$\leq$ 0.06	$\leq$ 0.06
		Failure	2	Pre-Treatment			$\leq$ 0.06

**Cats**

The MIC values for cefovecin against *Pasteurella multocida* isolated from skin infections (wounds and abscesses) in cats enrolled in a 2001-2003 field effectiveness study are presented in Table 6. All MICs were determined in accordance with the CLSI standards.

Table 6: Activity of CONVENIA against Pathogens Isolated from Cats Treated with CONVENIA in Field Studies in the US During 2001-2003.

Disease	Pathogen	Microbiological Treatment Outcome	Number of Isolates	Sample Collection (Time Relative to Treatment)	$MIC_{50}$ $\mu$ g/mL	$MIC_{90}$ $\mu$ g/mL	MIC Range $\mu$ g/mL
Skin Infections	<i>Pasteurella multocida</i>	Success	57	Pre-Treatment	$\leq$ 0.06	$\leq$ 0.06	$\leq$ 0.06 - 0.12
		Failure	1	Pre-Treatment			$\leq$ 0.06

**EFFECTIVENESS:**

**Dogs**

In a double-masked, 1:1 randomized canine field study conducted in the United States, the effectiveness of CONVENIA was compared to a cephalosporin active control. In this study, 320 dogs with superficial secondary pyoderma, abscesses, or infected wounds were treated with either a single injection of CONVENIA (n=157) at 3.6 mg/lb (8 mg/kg) body weight or with an oral active control antibiotic (n=163), administered twice daily for 14 days. In this study, dogs could receive a second course of therapy 14 days after the initial treatment. Of the 320 enrolled dogs, 22 of 157 dogs received 2 treatments of CONVENIA and 35 of 163 dogs received 2 courses of treatment with the active control. In the study, 118 of the 157 enrolled cases were evaluable for effectiveness for CONVENIA, and 117 of the 163 enrolled cases were evaluable for effectiveness of the active control antibiotic. CONVENIA was non-inferior to the active control. Table 7 summarizes the clinical success rates obtained 28 days after the initiation of the final course of therapy.

Table 7: Clinical Success Rates by Treatment Group 28 Days after the Initiation of the Final Course of Therapy.

Type of Infection	Dogs	
	CONVENIA (n=118)	Active Control (n=117)
Skin (secondary superficial pyoderma, abscesses, and infected wounds)	109 (92.4%)	108 (92.3%)

CONVENIA was administered concomitantly with other commonly used veterinary products such as heartworm preventatives, flea control products, sedatives/tranquilizers, anesthetic agents, routine immunizations, antihistamines, thyroid hormone supplementation, and non-steroidal anti-inflammatory drugs during the field study.

**Cats**

In a double-masked, 1:1 randomized cat field study conducted in the United States, the effectiveness of CONVENIA was compared to an active control. In this study, 291 cats with infected wounds or abscesses were treated with either a single injection of CONVENIA (n=147) at 3.6 mg/lb (8 mg/kg) body weight or with an oral active control antibiotic (n=144), administered once daily for 14 days. CONVENIA was non-inferior to the active control. The clinical success rates were obtained 28 days after the initiation of therapy and are presented in Table 8.

Table 8: Clinical Success Rates by Treatment Group 28 Days after the Initiation of Therapy.

Type of Infection	Cats	
	CONVENIA (n=89)	Active Control (n=88)
Skin (wounds and abscesses)	86 (96.6%)	80 (90.9%)

CONVENIA was used concomitantly with other commonly used veterinary products such as heartworm preventatives, flea control products, sedatives/tranquilizers, anesthetic agents, and vaccines during the field study.

**ANIMAL SAFETY:**

**Dogs**

CONVENIA administered to healthy 4-month-old dogs at doses of 12 mg/kg (1.5X), 36 mg/kg (4.5X), and 60 mg/kg (7.5X) every 7 days by dorso-scapsular subcutaneous injections was well-tolerated for a total of 5 doses. Vomiting and diarrhea were seen in all treatment groups, with the incidence of vomiting and the incidence and duration of diarrhea increasing in a dose-related manner. Injection site irritation and transient edema occurred with increasing frequency in a dose-related manner and with repeat injections. Two injection site reactions included a seroma over the shoulder and swelling lasting > 30 days. Dogs dosed at 36 mg/kg had a significant ( $P=0.0088$ ) increase in BUN [all means remained within the normal range] compared to the controls. One dog dosed at 60 mg/kg exhibited a glomerulopathy on histopathology, and 1 dog in this same group had mild minimal hepatitis.

At an exaggerated dose of 180 mg/kg (22.5X) in dogs, CONVENIA caused some injection site irritation, vocalization, and edema. Edema resolved within 8-24 hours.

**Cats**

CONVENIA administered to healthy 4-month-old cats at doses of 12 mg/kg (1.5X), 36 mg/kg (4.5X), and 60 mg/kg (7.5X) every 7 days by dorso-scapsular subcutaneous injections was well-tolerated for a total of 5 doses. Vomiting and diarrhea were observed in cats, with the incidence of vomiting and the incidence and duration of diarrhea increasing in a dose-related manner. The mean albumin values for all the CONVENIA-treated cats were significantly lower ( $P \leq 0.05$ ) than the control values (all means remained within the normal range) for all time periods. The mean alkaline phosphatase values in the 60 mg/kg group were significantly higher ( $P=0.0291$ ) than the control values for all time periods. Injection-site irritation and transient edema occurred with increasing frequency in a dose-related manner and with repeat injections. One cat in the 12 mg/kg group had a mild renal tubular and interstitial fibrosis, and 1 cat in the 12 mg/kg group had mild glomerulocystitis on histopathology.

At an exaggerated dose of 180 mg/kg (22.5X), CONVENIA was associated with injection site irritation, vocalization, and edema. Edema resolved within 8-24 hours. On day 10, cats had lower mean white blood cell counts compared to the controls. One cat had a small amount of bilirubinuria on day 10.

**STORAGE INFORMATION:**

Store the powder and the reconstituted product in the original carton, refrigerated at 2<sup>o</sup> to 8<sup>o</sup> C (36<sup>o</sup> to 46<sup>o</sup> F). Use the entire contents of the vial within 56 days of reconstitution. PROTECT FROM LIGHT. After each use it is important to return the unused portion back to the refrigerator in the original carton. As with other cephalosporins, the color of the solution may vary from clear to amber at reconstitution and may darken over time. If stored as recommended, solution color does not adversely affect potency.

**HOW SUPPLIED:**

CONVENIA is available as a 10 mL multi-use vial containing 800 milligrams of cefovecin as a lyophilized cake.

**REFERENCES:**

<sup>1</sup>Pillai SK, Moellering RC, Eliopoulos GM. Antimicrobial combinations. In: Lorian V, ed. *Antibiotics in Laboratory Medicine*. 5th ed. Philadelphia, PA: Lippincott Williams & Wilkins, 2005:365-440.  
<sup>2</sup>Fish DN, Choi MK, Jung R. Synergic activity of cephalosporins plus fluoroquinolones against *Pseudomonas aeruginosa* with resistance to one or both drugs. *J Antimicrob Chemother* 2002;50:1045-1048.  
<sup>3</sup>Mayer J, Nagy E. Investigation of the synergic effects of aminoglycoside-fluoroquinolone and third-generation cephalosporin combinations against clinical isolates of *Pseudomonas* spp. *J Antimicrob Chemother* 1999;43:651-657.  
<sup>4</sup>Birchard SJ, Sherding RG. *Saunders manual of small animal practice*. 2nd ed. Philadelphia: PA: WB Saunders Co, 2000:166.  
NADA# 141-285, Approved by FDA  
zoetis Distributed by Zoetis Inc. Kalamazoo, MI 49007  
January 2013 PAA035845&P